


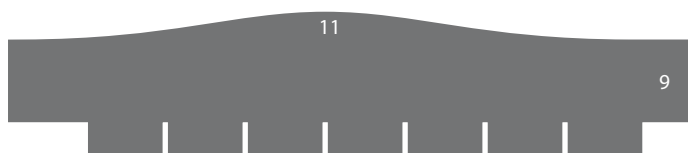


Herr Stock's hat



RÖNTGENSCHALL PAPER ACTION TOY NR. 4

Herr Stock of Röntgenshall.

Best looking drummer of the world.



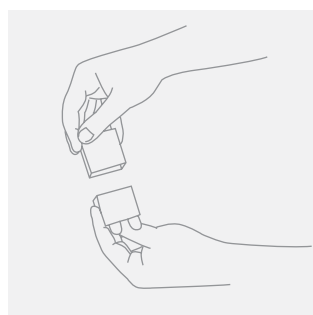
CONSTRUCTION MANUAL



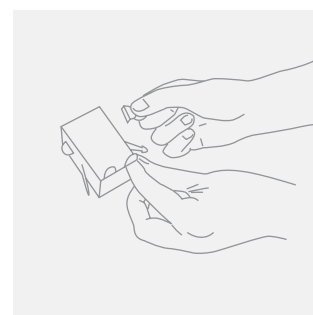
Print on card stock (200g).
Cut out all the pieces on the
front. Fold along the dotted
lines.



Glue the dark grey areas
together, match the
numbers.

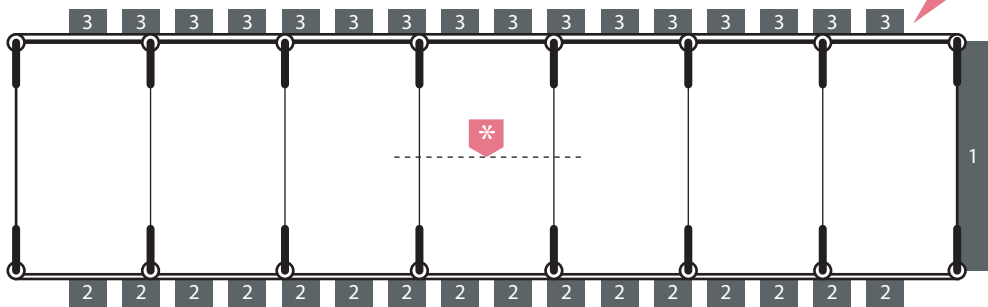


Assemble head to body.

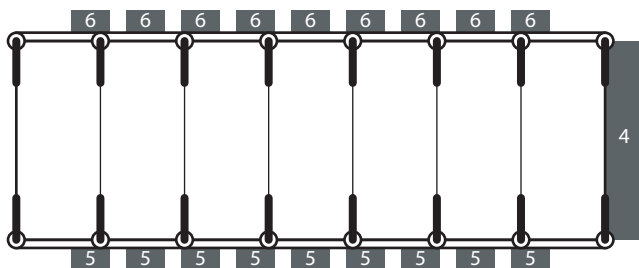


Finally add the small parts.

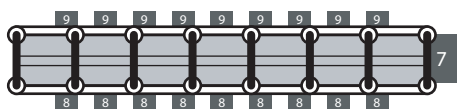

Fold these small ones




bass drum




floor tom



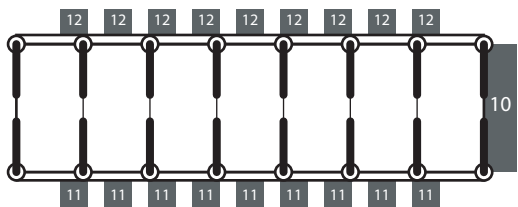
snare drum




ride cymbal




hi-hat cymbal



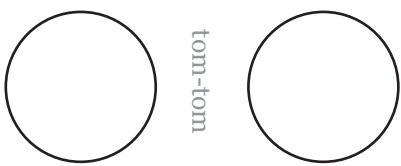
crash cymbal



Cut along the dotted line at the bottom of bass drum. Cut out stand for bass drum and put it through the slit to fix bass drum onto the ground.



tom-tom



stand for ride cymbal



stand for snare drum



stand for hi-hat



stand for crash cymbal



